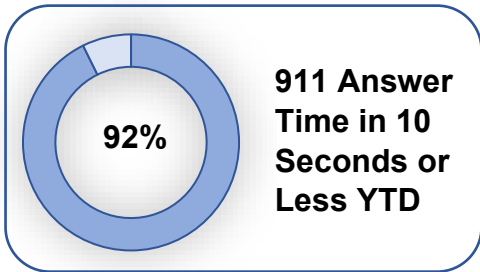




Ottawa County Central Dispatch Authority

July 2024 Statistics



151,777
Total Calls Processed YTD

45
Texts Received
738
Texts Initiated

876
Silent Observer Tips Received YTD

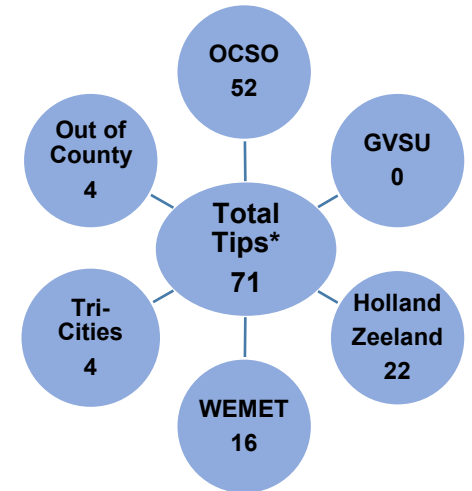
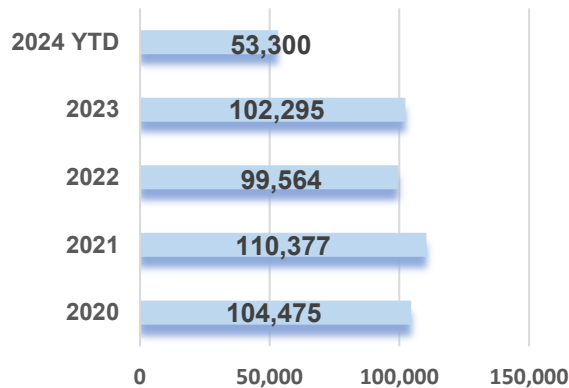
92,640
Total Police, Fire, EMS Incidents Dispatched YTD

911 Class of Service	July 2023	July 2024	2024 YTD
Wireless	8,666	8,146	46,995
Landline/Other	1,023	995	6,305
911 Hang Ups*	731	838	4,862
Total	9,689	9,141	53,300

Non-Emergency Calls	July 2023	July 2024	2024 YTD
Inbound	8,726	8,350	51,270
Outbound	8,939	7,669	47,207
Total	17,665	16,019	98,477



Annual 911 Call Volume



*Already Included in 9-1-1 Class of Service Totals

*The total may not be the sum of the values because tips may be assigned to multiple recipients.



Ottawa County Central Dispatch Authority

July 2024 Statistics

Law Enforcement	July 2023	July 2024	2024 YTD
Allendale Twp.	394	412	2,971
Blendon Twp.	112	88	636
Chester Twp.	35	35	219
Coopersville City	209	201	1,246
Crockery Twp.	185	180	1,188
Ferrysburg City	148	105	649
Georgetown Twp.	864	812	5,541
Grand Haven City	930	1,050	4,963
Grand Haven Twp.	458	489	2,865
GVSU	156	96	1,590
Holland City	1,710	1,640	9,625
Holland Twp.	1,721	1,561	9,892
Hudsonville City	229	251	1,562
Jamestown Twp.	122	162	1,118
Olive Twp.	239	223	1,417
Park Twp.	362	371	1,964
Polkton Twp.	117	114	648
Port Sheldon Twp.	147	155	812
Robinson Twp.	127	143	817
Spring Lake Twp.	309	335	1,857
Spring Lake Village	108	111	640
Tallmadge Twp.	207	202	1,354
Wright Twp.	126	117	739
Zeeland City	219	188	1,194
Zeeland Twp.	245	229	1,736
Out Of County	31	28	142
Total	9,510	9,298	57,385



Traffic Stops	July 2023	July 2024	2024 YTD
OCSO	2,437	3,096	16,734
HPD	340	726	2,805
ZPD	315	294	1,712
GHDPS	279	280	1,864
GVSU	43	19	131
MSP		59	570
Total	3,414	4,474	23,722

*Traffic stops are not included in incident numbers



Fire	July 2023	July 2024	2024 YTD
Allendale Twp.	112	103	831
Blendon Twp.	23	21	183
Chester Twp.	10	9	71
Coopersville	73	75	497
Crockery Twp.	41	47	307
Ferrysburg City	27	23	176
Georgetown Twp.	89	80	602
Grand Haven City	162	214	1,156
Grand Haven Twp.	124	138	852
Holland City	378	389	2,375
Holland Twp.	88	105	601
Hudsonville City	46	76	429
Jamestown Twp.	35	52	285
Marne	98	86	658
Olive Twp.	34	26	195
Park Twp.	45	44	235
Port Sheldon Twp.	28	29	139
Robinson Twp.	29	25	211
Spring Lake	114	123	718
Zeeland City	70	62	473
Zeeland Twp.	61	59	447
Out Of County	9	14	92
Total	1,696	1,800	11,533