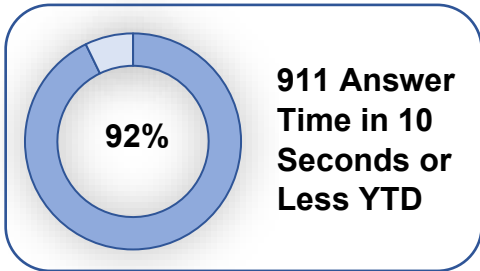




# Ottawa County Central Dispatch Authority

## June 2024 Statistics



**126,617**  
Total Calls Processed YTD

**16**  
Texts Received  
**688**  
Texts Initiated

**805**  
Silent Observer Tips Received YTD


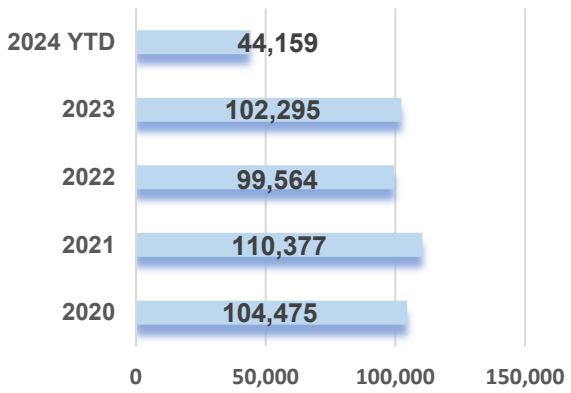
**77,068**  
Total Police, Fire, EMS Incidents Dispatched YTD

911 Class of Service	June 2023	June 2024	2024 YTD
Wireless	10,223	7,937	38,849
Landline/Other	1,017	888	5,310
911 Hang Ups*	1,009	968	4,024
<b>Total</b>	<b>11,240</b>	<b>8,825</b>	<b>44,159</b>

Non-Emergency Calls	June 2023	June 2024	2024 YTD
Inbound	8,618	8,111	42,920
Outbound	9,470	7,280	39,538
<b>Total</b>	<b>18,088</b>	<b>15,391</b>	<b>82,458</b>



**Annual 911 Call Volume**



\*Already Included in 9-1-1 Class of Service Totals

\*The total may not be the sum of the values because tips may be assigned to multiple recipients.



# Ottawa County Central Dispatch Authority

## June 2024 Statistics

Law Enforcement	June 2023	June 2024	2024 YTD
Allendale Twp.	448	385	2,559
Blendon Twp.	132	96	548
Chester Twp.	35	32	184
Coopersville City	195	208	1,045
Crockery Twp.	202	179	1,008
Ferrysburg City	126	85	544
Georgetown Twp.	870	818	4,729
Grand Haven City	764	860	3,913
Grand Haven Twp.	417	445	2,376
GVSU	142	114	1,494
Holland City	1,551	1,437	7,985
Holland Twp.	1,637	1,576	8,331
Hudsonville City	250	242	1,311
Jamestown Twp.	169	182	956
Olive Twp.	242	212	1,194
Park Twp.	328	312	1,593
Polkton Twp.	100	96	534
Port Sheldon Twp.	123	151	657
Robinson Twp.	170	114	674
Spring Lake Twp.	309	322	1,522
Spring Lake Village	112	112	529
Tallmadge Twp.	202	220	1,152
Wright Twp.	132	114	622
Zeeland City	194	183	1,006
Zeeland Twp.	323	276	1,507
Out Of County	44	14	114
<b>Total</b>	<b>9,217</b>	<b>8,785</b>	<b>48,087</b>



Traffic Stops	June 2023	June 2024	2024 YTD
OCSO	2,144	2,732	13,638
HPD	320	351	2,079
ZPD	199	202	1,418
GHDPS	325	355	1,584
GVSU	20	17	112
MSP		90	511
<b>Total</b>	<b>3,008</b>	<b>3,747</b>	<b>19,248</b>

\*Traffic stops are not included in incident numbers



Fire	June 2023	June 2024	2024 YTD
Allendale Twp.	116	113	728
Blendon Twp.	38	28	162
Chester Twp.	14	18	62
Coopersville	74	82	422
Crockery Twp.	29	30	260
Ferrysburg City	33	31	153
Georgetown Twp.	88	82	522
Grand Haven City	148	177	942
Grand Haven Twp.	138	129	714
Holland City	319	361	1,986
Holland Twp.	98	74	496
Hudsonville City	42	66	353
Jamestown Twp.	48	36	233
Marne	92	128	572
Olive Twp.	22	36	169
Park Twp.	32	39	191
Port Sheldon Twp.	35	29	110
Robinson Twp.	24	38	186
Spring Lake	97	109	595
Zeeland City	81	75	411
Zeeland Twp.	81	65	388
Out Of County	17	15	78
<b>Total</b>	<b>1,666</b>	<b>1,761</b>	<b>9,733</b>