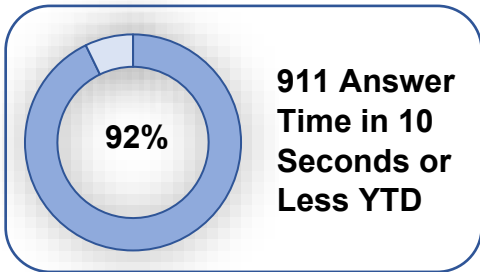




Ottawa County Central Dispatch Authority

May 2024 Statistics



102,401
Total Calls Processed YTD

32
Texts Received
717
Texts Initiated

565
Silent Observer Tips Received YTD

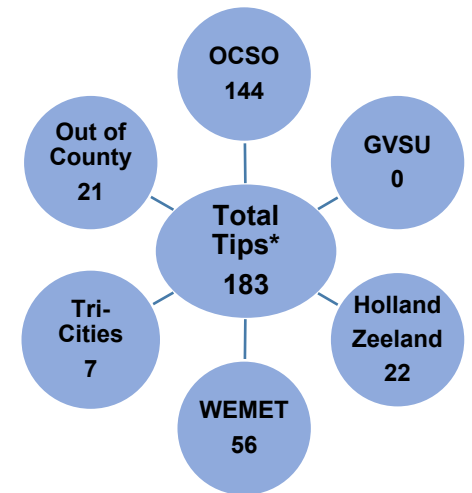
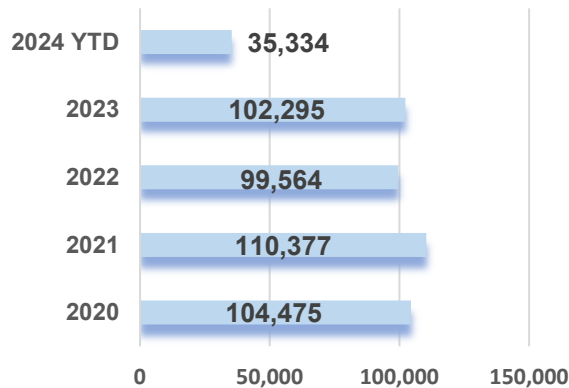
62,775
Total Police, Fire, EMS Incidents Dispatched YTD

911 Class of Service	May 2023	May 2024	2024 YTD
Wireless	9,800	7,529	30,912
Landline/Other	1,115	1,028	4,422
911 Hang Ups*	1,021	829	3,056
Total	10,915	8,557	35,334

Non-Emergency Calls	May 2023	May 2024	2024 YTD
Inbound	8,442	8,382	34,809
Outbound	9,794	7,614	32,258
Total	18,236	15,996	67,067



Annual 911 Call Volume



*Already Included in 9-1-1 Class of Service Totals

*The total may not be the sum of the values because tips may be assigned to multiple recipients.



Ottawa County Central Dispatch Authority

May 2024 Statistics

Law Enforcement	May 2023	May 2024	2024 YTD
Allendale Twp.	457	490	2,174
Blendon Twp.	80	85	452
Chester Twp.	37	40	152
Coopersville City	194	199	837
Crockery Twp.	180	191	829
Ferrysburg City	134	109	459
Georgetown Twp.	826	895	3,911
Grand Haven City	716	834	3,053
Grand Haven Twp.	404	489	1,931
GVSU	149	112	1,380
Holland City	1,674	1,684	6,548
Holland Twp.	1,655	1,567	6,755
Hudsonville City	270	248	1,069
Jamestown Twp.	184	173	774
Olive Twp.	212	208	982
Park Twp.	319	321	1,281
Polkton Twp.	111	91	438
Port Sheldon Twp.	113	116	506
Robinson Twp.	118	142	560
Spring Lake Twp.	378	283	1,200
Spring Lake Village	130	102	417
Tallmadge Twp.	217	221	932
Wright Twp.	128	96	508
Zeeland City	205	172	823
Zeeland Twp.	310	259	1,231
Out Of County	31	26	100
Total	9,232	9,153	39,302



Traffic Stops	May 2023	May 2024	2024 YTD
OCSO	2,296	2,032	10,906
HPD	279	326	1,728
ZPD	307	284	1,216
GHDPS	230	276	1,229
GVSU	23	28	95
MSP		204	421
Total	3,135	3,150	15,501

*Traffic stops are not included in incident numbers



Fire	May 2023	May 2024	2024 YTD
Allendale Twp.	130	112	615
Blendon Twp.	22	26	134
Chester Twp.	8	9	44
Coopersville	69	73	340
Crockery Twp.	32	52	230
Ferrysburg City	27	24	122
Georgetown Twp.	81	86	440
Grand Haven City	148	191	765
Grand Haven Twp.	112	143	585
Holland City	364	358	1,625
Holland Twp.	103	111	422
Hudsonville City	64	58	287
Jamestown Twp.	54	35	197
Marne	87	95	444
Olive Twp.	29	30	133
Park Twp.	44	33	152
Port Sheldon Twp.	22	17	81
Robinson Twp.	29	44	148
Spring Lake	130	105	486
Zeeland City	100	64	336
Zeeland Twp.	62	73	323
Out Of County	10	6	63
Total	1,727	1,745	7,972