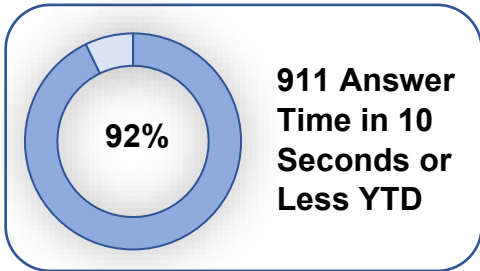




Ottawa County Central Dispatch Authority

April 2024 Statistics



77,848
Total Calls Processed YTD

23
Texts Received
470
Texts Initiated

382
Silent Observer Tips Received YTD

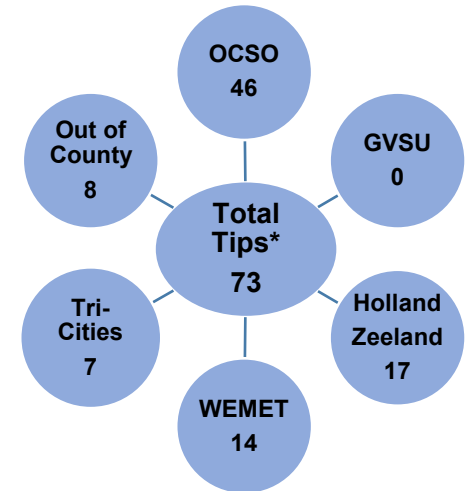
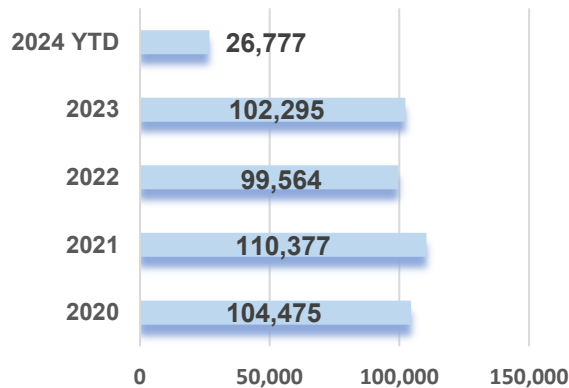
48,727
Total Police, Fire, EMS Incidents Dispatched YTD

911 Class of Service	April 2023	April 2024	2024 YTD
Wireless	7,571	6,067	23,383
Landline/Other	1,082	758	3,394
911 Hang Ups*	798	578	2,227
Total	8,653	6,825	26,777

Non-Emergency Calls	April 2023	April 2024	2024 YTD
Inbound	7,153	6,787	26,427
Outbound	7,947	5,946	24,644
Total	15,085	12,733	51,071



Annual 911 Call Volume



*Already Included in 9-1-1 Class of Service Totals

*The total may not be the sum of the values because tips may be assigned to multiple recipients.



Ottawa County Central Dispatch Authority

April 2024 Statistics

Law Enforcement	April 2023	April 2024	2024 YTD
Allendale Twp.	483	442	1,684
Blendon Twp.	91	94	367
Chester Twp.	23	24	112
Coopersville City	170	187	638
Crockery Twp.	191	160	638
Ferrysburg City	114	89	350
Georgetown Twp.	769	745	3,016
Grand Haven City	544	624	2,219
Grand Haven Twp.	348	398	1,442
GVSU	316	295	1,268
Holland City	1,394	1,256	4,864
Holland Twp.	1,384	1,319	5,188
Hudsonville City	223	216	821
Jamestown Twp.	146	138	601
Olive Twp.	197	218	774
Park Twp.	273	246	960
Polkton Twp.	85	76	347
Port Sheldon Twp.	128	122	390
Robinson Twp.	101	114	418
Spring Lake Twp.	244	234	917
Spring Lake Village	89	86	315
Tallmadge Twp.	204	212	711
Wright Twp.	91	97	412
Zeeland City	187	155	651
Zeeland Twp.	277	235	972
Out Of County	44	22	74
Total	8,116	7,804	30,149



Traffic Stops	April 2023	April 2024	2024 YTD
OCSO	2,784	2,515	8,874
HPD	382	322	1,402
ZPD	376	279	932
GHDPS	303	314	953
GVSU	25	20	67
MSP		90	217
Total	3,870	3,540	12,351

*Traffic stops are not included in incident numbers



Fire	April 2023	April 2024	2024 YTD
Allendale Twp.	142	125	503
Blendon Twp.	29	28	108
Chester Twp.	11	8	35
Coopersville	51	79	267
Crockery Twp.	23	50	178
Ferrysburg City	19	29	98
Georgetown Twp.	67	75	354
Grand Haven City	136	158	574
Grand Haven Twp.	97	115	442
Holland City	350	288	1,267
Holland Twp.	73	85	311
Hudsonville City	43	66	229
Jamestown Twp.	57	36	162
Marne	82	92	349
Olive Twp.	15	28	103
Park Twp.	20	37	119
Port Sheldon Twp.	20	14	64
Robinson Twp.	18	24	104
Spring Lake	85	99	381
Zeeland City	83	65	272
Zeeland Twp.	75	56	250
Out Of County	6	15	57
Total	1,502	1,572	6,227