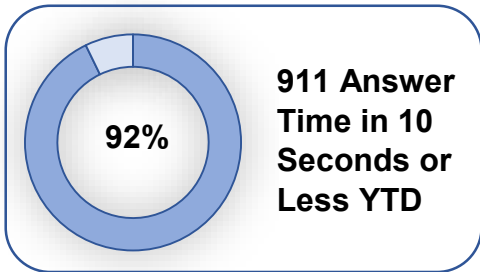




Ottawa County Central Dispatch Authority

March 2024 Statistics



58,290
Total Calls Processed YTD

16
Texts Received
434
Texts Initiated

309
Silent Observer Tips Received YTD

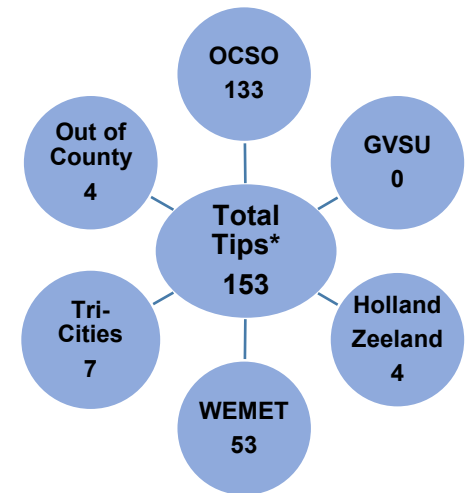
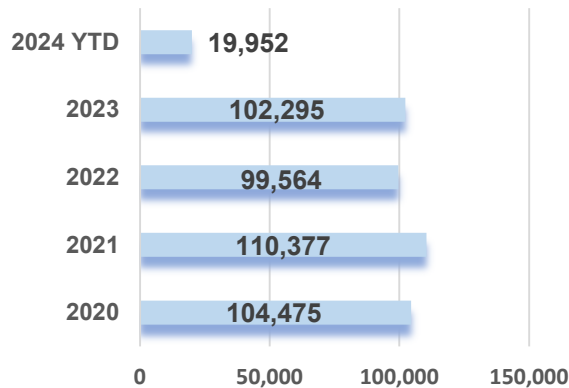
35,811
Total Police, Fire, EMS Incidents Dispatched YTD

911 Class of Service	Mar. 2023	Mar. 2024	2024 YTD
Wireless	7,069	5,687	17,316
Landline/Other	1,058	950	2,636
911 Hang Ups*	722	561	1,649
Total	8,127	6,637	19,952

Non-Emergency Calls	Mar. 2023	Mar. 2024	2024 YTD
Inbound	7,222	6,633	19,640
Outbound	7,863	6,039	18,698
Total	15,085	12,672	38,338



Annual 911 Call Volume



*Already Included in 9-1-1 Class of Service Totals

*The total may not be the sum of the values because tips may be assigned to multiple recipients.



Ottawa County Central Dispatch Authority

March 2024 Statistics

Law Enforcement	Mar. 2023	Mar. 2024	2024 YTD
Allendale Twp.	391	376	1,242
Blendon Twp.	120	95	273
Chester Twp.	26	29	88
Coopersville City	160	156	451
Crockery Twp.	161	168	478
Ferrysburg City	99	82	261
Georgetown Twp.	706	735	2,271
Grand Haven City	541	536	1,595
Grand Haven Twp.	376	387	1,044
GVSU	289	247	973
Holland City	1,344	1,198	3,608
Holland Twp.	1,466	1,346	3,869
Hudsonville City	225	197	605
Jamestown Twp.	133	129	463
Olive Twp.	228	168	556
Park Twp.	257	237	714
Polkton Twp.	84	98	271
Port Sheldon Twp.	104	90	268
Robinson Twp.	92	90	304
Spring Lake Twp.	273	252	683
Spring Lake Village	79	77	229
Tallmadge Twp.	207	162	499
Wright Twp.	98	87	315
Zeeland City	173	167	496
Zeeland Twp.	283	231	737
Out Of County	22	25	52
Total	7,937	7,365	22,345



Traffic Stops	Mar. 2023	Mar. 2024	2024 YTD
OCSO	2,432	2,016	6,359
HPD	446	431	1,080
ZPD	263	201	653
GHDPS	209	215	639
GVSU	39	13	47
Total	3,389	2,909	8,778

*Traffic stops are not included in incident numbers



Fire	Mar. 2023	Mar. 2024	2024 YTD
Allendale Twp.	141	130	378
Blendon Twp.	27	18	80
Chester Twp.	13	7	27
Coopersville	68	65	188
Crockery Twp.	28	63	128
Ferrysburg City	18	26	69
Georgetown Twp.	62	75	279
Grand Haven City	136	155	416
Grand Haven Twp.	111	136	327
Holland City	343	338	979
Holland Twp.	85	90	226
Hudsonville City	52	54	163
Jamestown Twp.	38	33	126
Marne	87	83	257
Olive Twp.	30	22	75
Park Twp.	32	36	82
Port Sheldon Twp.	18	16	50
Robinson Twp.	24	22	80
Spring Lake	110	89	282
Zeeland City	94	65	207
Zeeland Twp.	58	68	194
Out Of County	8	21	42
Total	1,583	1,612	4,655