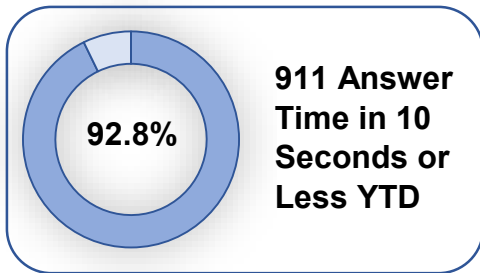




Ottawa County Central Dispatch Authority

January 2024 Statistics



20,819
Total Calls Processed YTD

26
Texts Received
454
Texts Initiated

94
Silent Observer Tips Received YTD

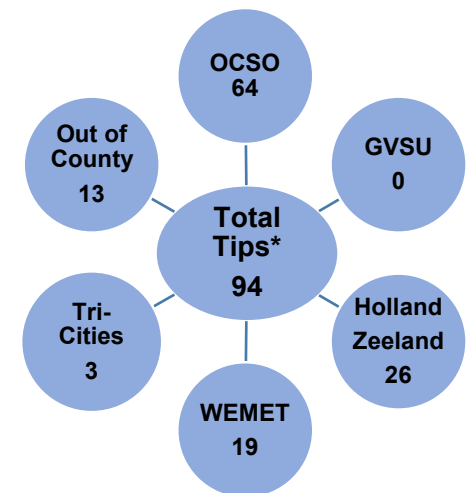
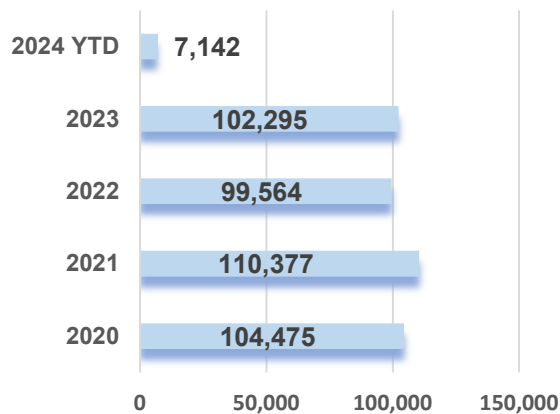
12,081
Total Police, Fire, EMS Incidents Dispatched YTD

911 Class of Service	Jan. 2023	Jan. 2024	2024 YTD
Wireless	6,437	6,276	6,276
Landline/Other	1,209	866	866
911 Hang Ups*	782	547	547
Total	7,646	7,142	7,142

Non-Emergency Calls	Jan. 2023	Jan. 2024	2024 YTD
Inbound	6,744	6,732	6,732
Outbound	7,541	6,945	6,945
Total	14,285	13,677	13,677



Annual 911 Call Volume



*Already Included in 9-1-1 Class of Service Totals

*The total may not be the sum of the values because tips may be assigned to multiple recipients.



Ottawa County Central Dispatch Authority

January 2024 Statistics

Law Enforcement	Jan. 2023	Jan. 2024	2024 YTD
Allendale Twp.	370	441	441
Blendon Twp.	95	66	66
Chester Twp.	20	28	28
Coopersville City	155	124	124
Crockery Twp.	153	176	176
Ferrysburg City	129	99	99
Georgetown Twp.	687	845	845
Grand Haven City	493	547	547
Grand Haven Twp.	355	337	337
GVSU	334	391	391
Holland City	1,293	1,277	1,277
Holland Twp.	1,355	1,310	1,310
Hudsonville City	222	222	222
Jamestown Twp.	137	193	193
Olive Twp.	256	214	214
Park Twp.	233	230	230
Polkton Twp.	106	109	109
Port Sheldon Twp.	78	94	94
Robinson Twp.	90	117	117
Spring Lake Twp.	272	208	208
Spring Lake Village	74	80	80
Tallmadge Twp.	202	183	183
Wright Twp.	105	125	125
Zeeland City	180	175	175
Zeeland Twp.	232	304	304
Out Of County	33	12	12
Total	7,659	7,953	7,953



Traffic Stops	Jan. 2023	Jan. 2024	2024 YTD
OCSO	2,636	1,734	1,734
HPD	365	303	303
ZPD	144	243	243
GHDPS	245	215	215
GVSU	27	21	21
Total	3,417	2,516	2,516

*Traffic stops are not included in incident numbers



Fire	Jan. 2023	Jan. 2024	2024 YTD
Allendale Twp.	94	110	110
Blendon Twp.	28	37	37
Chester Twp.	6	13	13
Coopersville	55	69	69
Crockery Twp.	27	40	40
Ferrysburg City	24	26	26
Georgetown Twp.	50	112	112
Grand Haven City	155	129	129
Grand Haven Twp.	112	88	88
Holland City	333	310	310
Holland Twp.	81	71	71
Hudsonville City	38	61	61
Jamestown Twp.	31	53	53
Marne	93	99	99
Olive Twp.	37	17	17
Park Twp.	26	24	24
Port Sheldon Twp.	18	18	18
Robinson Twp.	21	36	36
Spring Lake	109	94	94
Zeeland City	77	72	72
Zeeland Twp.	47	73	73
Out Of County	8	9	9
Total	1,470	1,576	1,576