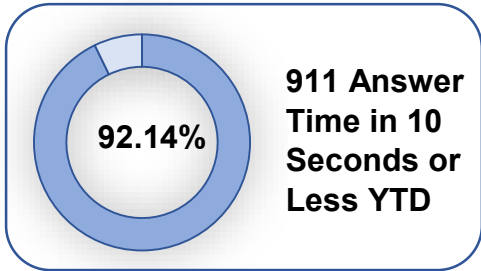




# Ottawa County Central Dispatch Authority

## February 2024 Statistics



**38,981**  
Total Calls Processed YTD

**19**  
Texts Received  
**514**  
Texts Initiated

**156**  
Silent Observer Tips Received YTD

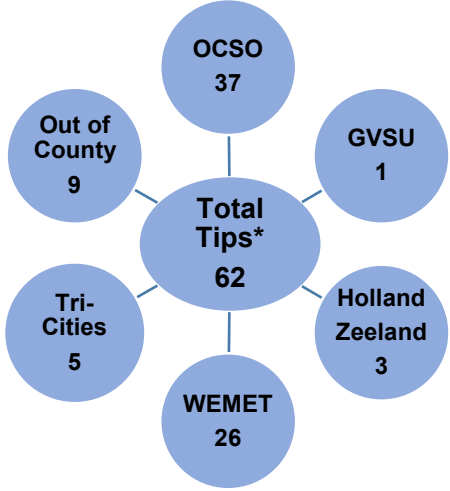
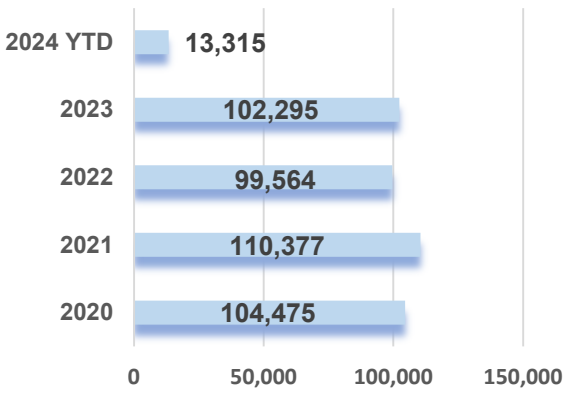
**12,081**  
Total Police, Fire, EMS Incidents Dispatched YTD

911 Class of Service	Feb. 2023	Feb. 2024	2024 YTD
Wireless	6,038	5,353	11,629
Landline/Other	1,023	820	1,686
911 Hang Ups*	718	541	1,088
<b>Total</b>	<b>7,061</b>	<b>6,173</b>	<b>13,315</b>

Non-Emergency Calls	Feb. 2023	Feb. 2024	2024 YTD
Inbound	6,596	6,275	13,315
Outbound	7,036	5,714	12,659
<b>Total</b>	<b>13,632</b>	<b>11,989</b>	<b>25,666</b>



### Annual 911 Call Volume



\*Already Included in 9-1-1 Class of Service Totals

\*The total may not be the sum of the values because tips may be assigned to multiple recipients.



# Ottawa County Central Dispatch Authority

## February 2024 Statistics

Law Enforcement	Feb. 2023	Feb. 2024	2024 YTD
Allendale Twp.	365	425	866
Blendon Twp.	87	66	178
Chester Twp.	30	31	59
Coopersville City	142	171	295
Crockery Twp.	135	134	310
Ferrysburg City	85	80	179
Georgetown Twp.	636	691	1,536
Grand Haven City	471	512	1,059
Grand Haven Twp.	313	320	657
GVSU	296	335	726
Holland City	1,195	1,133	2,410
Holland Twp.	1,211	1,213	2,523
Hudsonville City	191	186	408
Jamestown Twp.	111	141	334
Olive Twp.	218	174	388
Park Twp.	234	247	477
Polkton Twp.	87	64	173
Port Sheldon Twp.	76	84	178
Robinson Twp.	87	97	214
Spring Lake Twp.	238	223	431
Spring Lake Village	89	72	152
Tallmadge Twp.	187	154	337
Wright Twp.	109	103	228
Zeeland City	168	154	329
Zeeland Twp.	249	202	506
Out Of County	32	15	27
<b>Total</b>	<b>7,042</b>	<b>7,027</b>	<b>14,980</b>



Traffic Stops	Feb. 2023	Feb. 2024	2024 YTD
OCSO	1,937	2,609	4,343
HPD	374	346	649
ZPD	357	209	452
GHDPS	179	209	424
GVSU	43	13	34
<b>Total</b>	<b>2,890</b>	<b>3,386</b>	<b>5,902</b>

\*Traffic stops are not included in incident numbers



Fire	Feb. 2023	Feb. 2024	2024 YTD
Allendale Twp.	119	138	248
Blendon Twp.	24	25	62
Chester Twp.	14	7	20
Coopersville	62	54	123
Crockery Twp.	20	25	65
Ferrysburg City	13	17	43
Georgetown Twp.	65	92	204
Grand Haven City	116	132	261
Grand Haven Twp.	93	103	191
Holland City	289	310	641
Holland Twp.	81	71	136
Hudsonville City	45	48	109
Jamestown Twp.	22	40	93
Marne	95	75	174
Olive Twp.	25	36	53
Park Twp.	24	22	46
Port Sheldon Twp.	15	16	34
Robinson Twp.	21	22	58
Spring Lake	102	99	193
Zeeland City	83	70	142
Zeeland Twp.	48	53	126
Out Of County	10	12	21
<b>Total</b>	<b>1,382</b>	<b>1,467</b>	<b>3,043</b>